

THE MATCO BALANCED FUND

MARCH 2017

**CONSISTENT
RESILIENT
COST-EFFECTIVE**

RISK PROFILE



COMPANY OVERVIEW

Independent Canadian Investment Management Firm dealing with:

- » Private Clients
- » Institutions (Not-For-Profit) & Condo Boards
- » Advisors

Specializes in Canadian Investments

AUM \$500 Million
INCEPTION 2006
EMPLOYEES 14

FUND OVERVIEW

Mandated to first protect then grow capital on a risk-adjusted basis through a portfolio of fixed income and equity securities. The Fund is diversified across asset classes, sectors, geographic regions and utilizes a risk management framework focused on achieving long term growth while exhibiting lower volatility.

TOTAL FUND ASSETS ~\$ 185 Million
INCEPTION November 2007

PURCHASE OPTIONS

Series A (MAT100), F (MAT101) and O(MAT102)

ASSET ALLOCATION PARAMETERS

- » Canadian Fixed Income: 40% - 60%
- » Canadian Equities: 25% - 45%
- » US/Global/International Equities: 0% - 35%

TEAM

Trevor Galon, CFA | Jill Angevine CA, CFA
 William Dickie, CFA | Jason Vincent PFP TEP

MATCO FINANCIAL INC.

400, 407-8th Ave SW Calgary, Alberta T2P 1E5
www.matcofinancialinc.com

OBJECTIVE

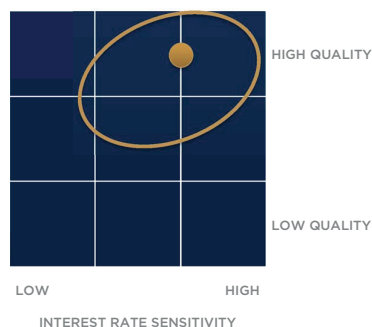
- » First protect then **grow capital**
- » Generate greatest **risk adjusted return**

INVESTMENT STYLE

- » Our investment style provides the flexibility and discipline to achieve strong risk adjusted returns

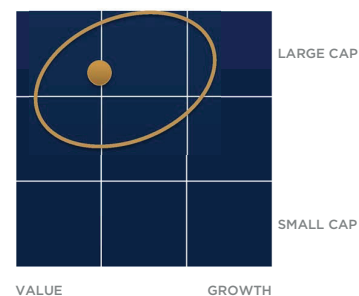
FIXED INCOME

LADDERED INVESTMENT GRADE



EQUITY

GARP INVESTMENT STYLE

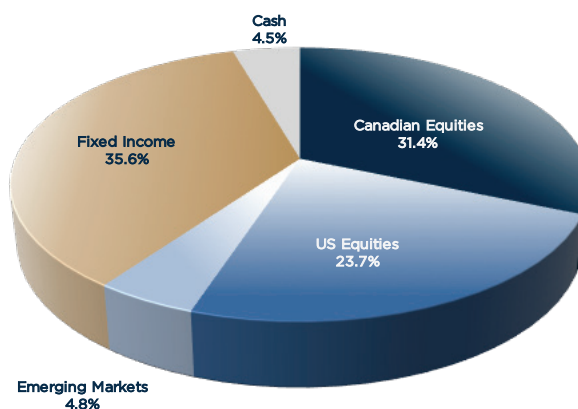


INVESTMENT CHARACTERISTICS

KEY PERFORMANCE METRICS

5-Year Trailing	Standard Deviation	Return	Sharpe Ratio
Matco Balanced Fund Series F	4.75	7.48	1.39
Morningstar CAN BAL 50/50 CAD	4.13	5.17	1.06
Category: Canadian Neutral Balanced	7.01	4.46	0.49

ASSET & GEOGRAPHIC ALLOCATION



For more information contact:

Trevor Galon, CFA *Lead Analyst* P. 403-718-2130 E. tgalon@matcofinancial.ca

THE MATCO BALANCED FUND

MARCH 2017

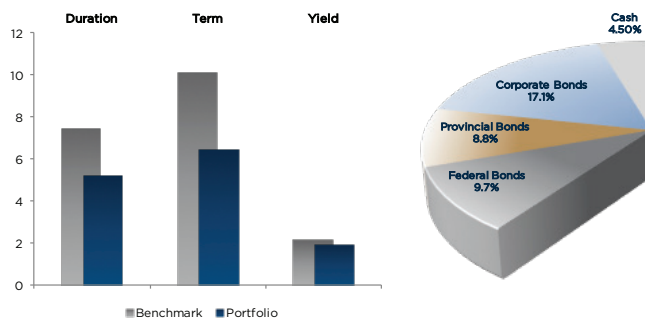
EQUITY PORTFOLIO

INVESTMENT CHARACTERISTICS

	Matco Balanced	S&P TSX Index	S&P 500
Trailing ROE (%)	15.7	12.1	26.8
Trailing P/E	18.7	20.4	21.5
Yield (%)	1.9	2.8	2.0
Beta	0.8	1.0	1.0

FIXED INCOME PORTFOLIO

INVESTMENT CHARACTERISTICS



PERFORMANCE

STRONG AND STABLE OUTPERFORMANCE THROUGH ECONOMIC CYCLES

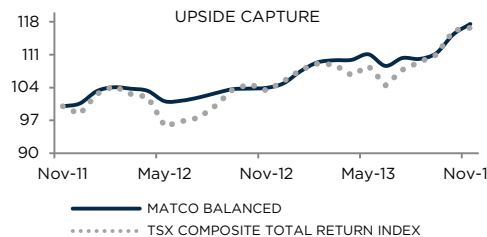
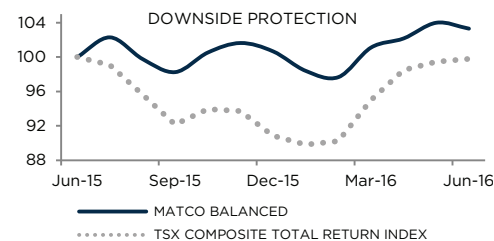
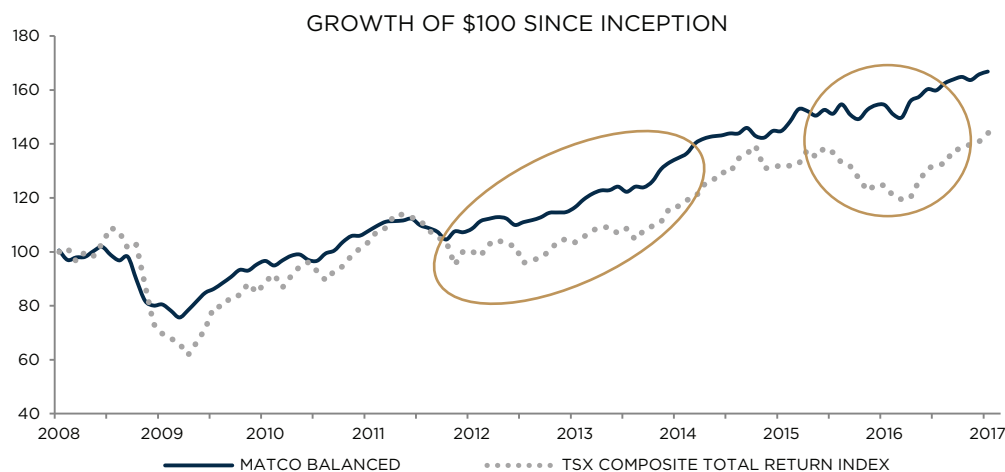
	3 Month	YTD	1 Year	3 Year	5 Year	7 Year	Inception
Matco Balanced Fund	2.0%	2.0%	8.4%	5.2%	7.5%	7.0%	4.8%
Internal Balanced Benchmark	2.3%	2.3%	10.0%	6.0%	7.0%	6.7%	5.2%
Value Added vs Internal Benchmark	-0.3%	-0.3%	-1.6%	-0.8%	0.5%	0.3%	-0.4%

*Matco Series F Fund Returns Net of all Fees & Expenses - See Prospectus for details - YTD indicates as at March 31, 2017
Matco Balanced fund Inception Date: November 29, 2007

3 Year Risk Adjusted Return	Matco Balanced Fund	Canadian Neutral Balanced
Sharpe Ratio	0.93	0.88

5 Year Risk Adjusted Return	Matco Balanced Fund	Canadian Neutral Balanced
Sharpe Ratio	1.39	0.49

STRATEGIC ASSET ALLOCATION - BOTTOM UP STOCK SELECTION - STABLE RETURN PROFILE



	1 Year	3 Year	5 Year	
Matco Balance Fund Series - F vs. Morningstar CAN Bal 50/50 CAD	Upside Capture Downside Protection	104.23 361.50	92.39 65.69	108.94 59.07
Category: Canadian Neutral Balanced vs. Morningstar CAN Bal 50/50 CAD	Upside Capture Downside Protection	106.26 66.73	97.39 87.24	104.59 79.17

For more information contact:

Trevor Galon, CFA

Lead Analyst

403-718-2130

tgalon@matcofinancial.ca