

THE MATCO BALANCED FUND

JUNE 2017

**CONSISTENT
RESILIENT
COST-EFFECTIVE**

RISK PROFILE



COMPANY OVERVIEW

Independent Canadian Investment Management Firm dealing with:

- » Private Clients
- » Institutions (Not-For-Profit) & Condo Boards
- » Advisors

Specializes in Canadian Investments

AUM \$500 Million
INCEPTION 2006
EMPLOYEES 14

FUND OVERVIEW

Mandated to first protect then grow capital on a risk-adjusted basis through a portfolio of fixed income and equity securities. The Fund is diversified across asset classes, sectors, geographic regions and utilizes a risk management framework focused on achieving long term growth while exhibiting lower volatility.

TOTAL FUND ASSETS ~\$ 185 Million
INCEPTION November 2007

PURCHASE OPTIONS

Series A (MAT100), F (MAT101) and O(MAT102)

ASSET ALLOCATION PARAMETERS

- » Canadian Fixed Income: 40% - 60%
- » Canadian Equities: 25% - 45%
- » US/Global/International Equities: 0% - 35%

TEAM

Trevor Galon, CFA | Jill Angevine CA, CFA
 William Dickie, CFA | Jason Vincent PFP TEP

MATCO FINANCIAL INC.

400, 407-8th Ave SW Calgary, Alberta T2P 1E5
www.matcofinancialinc.com

OBJECTIVE

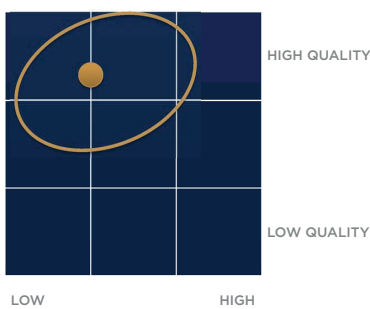
- » First protect then **grow capital**
- » Generate greatest **risk adjusted return**

INVESTMENT STYLE

- » Our investment style provides the flexibility and discipline to achieve strong risk adjusted returns

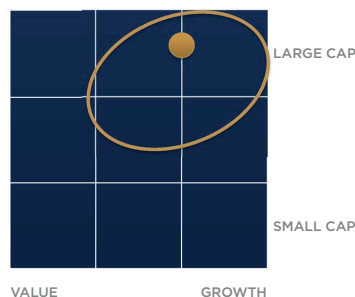
FIXED INCOME

LADDERED INVESTMENT GRADE



EQUITY

GARP INVESTMENT STYLE

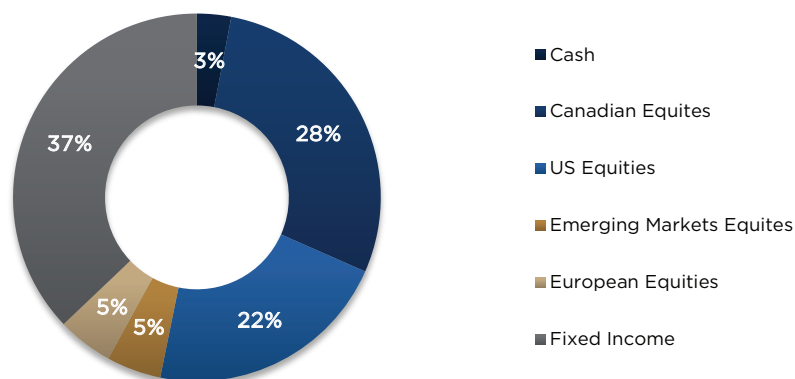


INVESTMENT CHARACTERISTICS

KEY PERFORMANCE METRICS

5-YEAR TRAILING	Standard Deviation	Return	Sharpe Ratio
Matco Balanced Fund Series F	4.6	7.8	1.5
Morningstar CAN BAL 50/50 CAD	4.1	5.4	1.1
Category: Canadian Neutral Balanced	6.9	4.4	0.5

ASSET & GEOGRAPHIC ALLOCATION



For more information contact:

Trevor Galon, CFA *Lead Analyst* P. 403-718-2130 E. tgalon@matcofinancial.ca

THE MATCO BALANCED FUND

JUNE 2017

EQUITY PORTFOLIO

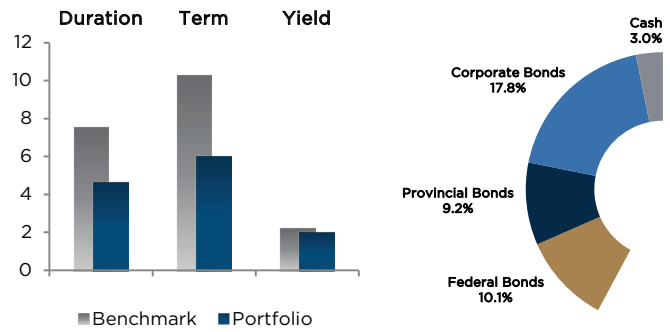
INVESTMENT CHARACTERISTICS

	Matco Balanced	S&P TSX Index	S&P 500
Trailing ROE (%)	17.9	12.4	31.8
Trailing P/E	15.1	19.0	21.3
Yield (%)	1.9	2.9	1.3
Beta	0.8	1.0	1.0

As of June 30, 2017
Source: Bloomberg and CPMS

FIXED INCOME PORTFOLIO

INVESTMENT CHARACTERISTICS



PERFORMANCE

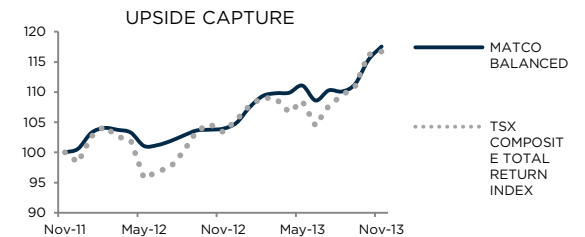
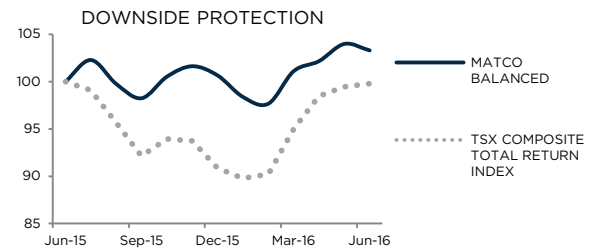
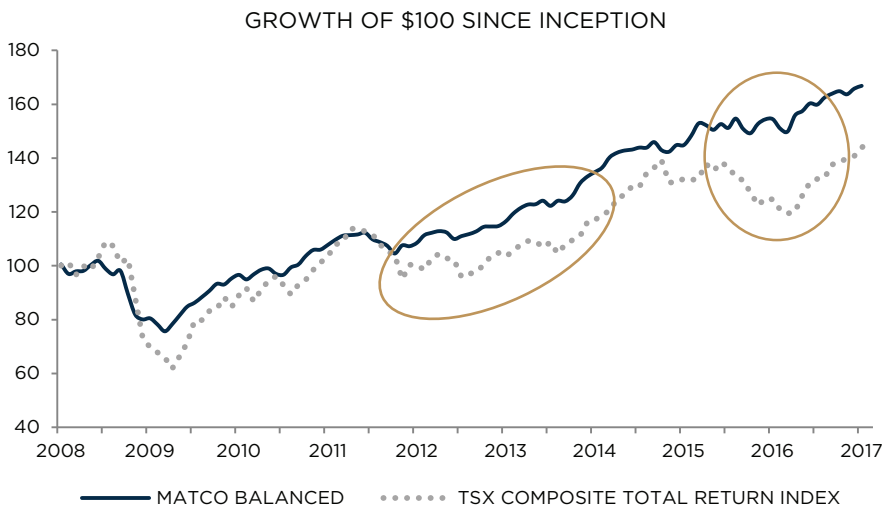
STRONG AND STABLE OUTPERFORMANCE THROUGH ECONOMIC CYCLES

	3M	YTD	1Y	3Y	5Y	7Y	Incep
Matco Balanced Fund	-0.6%	1.5%	5.3%	4.6%	7.8%	7.3%	4.7%
Internal Balanced Benchmark	0.2%	2.5%	6.7%	4.9%	7.4%	7.1%	5.1%
Value Added vs Internal Benchmark	-0.8%	-1.0%	-1.4%	-0.3%	0.4%	0.2%	-0.4%

*Matco Series F Fund Returns Net of all Fees & Expenses - See Prospectus for details - YTD indicates as at June 30, 2017
Matco Balanced fund Inception Date: November 29, 2007

3 YEAR RISK ADJUSTED RETURN	Matco Balanced Fund	Canadian Neutral Balanced
Sharpe Ratio	0.8	0.7
5 YEAR RISK ADJUSTED RETURN	Matco Balanced Fund	Canadian Neutral Balanced
Sharpe Ratio	1.5	0.5

STRATEGIC ASSET ALLOCATION - BOTTOM UP STOCK SELECTION - STABLE RETURN PROFILE



		1Y	3Y	5Y
Matco Balanced Fund - Series F VS Morningstar CAN Bal 50/50	Upside Capture	121.69	101.93	106.22
	Downside Protection	108.24	65.84	50.51
Category: Canadian Neutral Balanced VS Morningstar CAN Bal 50/50	Upside Capture	142.75	105.91	105.94
	Downside Protection	93.24	88.31	73.98

For more information contact:

Trevor Galon, CFA

Lead Analyst

403-718-2130

tgalon@matcofinancial.ca

