



# MATCO FIXED INCOME FUND

(Series F)

FUND MANAGERS: Trevor Galon, CFA  
William Dickie, CFA

FUND INCEPTION DATE: 2017

FUND NET ASSET VALUE: \$132 Million

FUND CODES: Series A - MAT600  
Series F - MAT601  
Series O - MAT602  
Series N - MATFI

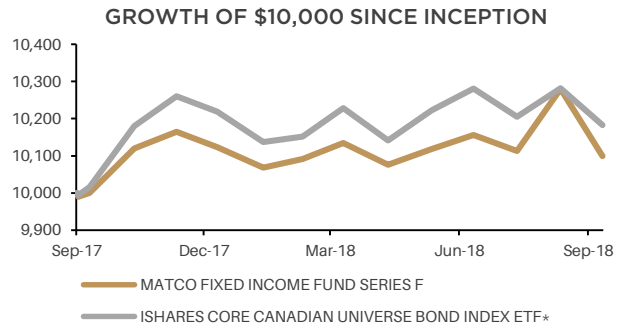
## INVESTMENT STRATEGY

The Fund invests in Canadian investment grade debt, utilizing a portfolio construction process focused on duration, credit and curve. This multi-strategy approach is a consistent process designed to deliver the greatest risk adjusted returns.

## PERFORMANCE (%)

	1M	3M	6M	1Y	YTD	INCEP.
FUND	-1.8%	-0.6%	-0.3%	1.0%	-0.2%	1.0%
Index*	-1.0%	-1.0%	-0.5%	1.6%	-0.4%	1.9%

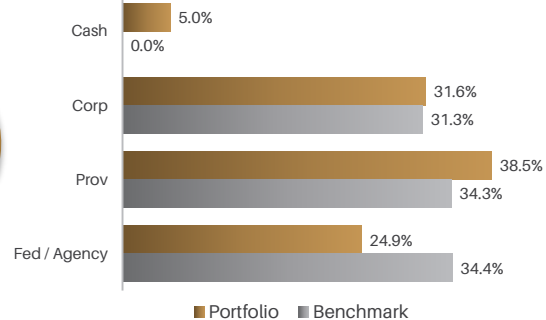
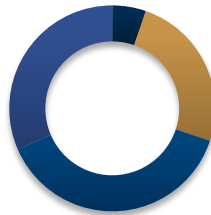
Annualized Return



\*iShares Core Canadian Universe Bond Index  
\*As a proxy for the FTSE TMX Canada Universe Bond Index Compound Total Return

## SECTOR ALLOCATION (%)

Cash & Equivalents	5.3
Federals	24.8
Provincials	38.4
Corporates	31.5



## TOP 10 HOLDINGS (%)

Province of Quebec FRN 13OCT24	6.5
Canadian Dollar	5.3
Canada Housing Trust No 1 FRN 15MAR21	5.3
Province of Ontario Canada FRN 27Oct21	5.0
Prov of Ontario FRN 16MAR21	5.0
Bank of Nova Scotia 2.873% 04JUN21	5.0
Bank of Montreal 3.4% 23APR21	5.0
Canadian Govt Bond 1.5% 01JUN26	5.0
Manitoba (Province of) 3.25% 05SEP29	5.0
Canada Housing Trust No 1 FRN 15SEP20	4.8

## INVESTMENT CHARACTERISTICS

	Fund	Index*
Average Credit Rating	AA	AA
AA/AA/A Exposure (%)	84.2	82.8
Average Term to Maturity	7.2	10.2
Duration	4.4	7.4
Yield to Maturity(%)	2.4	2.9
Current Yield	2.6	3.1

\*iShares Core Canadian Universe Bond Index  
\*As a proxy for the FTSE TMX Canada Universe Bond Index  
Source: Bloomberg

Performance returns for the Matco Mutual Funds are calculated by Matco Financial Inc. These returns are calculated and reported in Canadian dollars and are historical simple returns for the 3 month, YTD and 1 year periods and annualized compounded total returns for periods after 1 year. They include changes in unit value and reinvestment of all distributions and do not take into account sales, redemption, distribution or optional charges or income taxes payable by any security holder that would have reduced returns. Matco Fund returns are calculated after management fees and operating expenses have been deducted. In comparison, the index returns do not incur management fees or operating expenses. Index returns are supplied by a third party. We believe the data to be accurate, however, we cannot guarantee its accuracy. Commissions, trailing commissions, management fees and expenses all may be associated with mutual fund investments. Please read the Fund Facts and Prospectus before investing. Mutual funds are not guaranteed, their values change frequently, and past performance is not indicative of future performance. Matco Funds are not available for purchase in Quebec or Newfoundland & Labrador.