



MATCO CANADIAN EQUITY CLASS

(Series F)

FUND MANAGERS: Baron Lee, CFA
William Dickie, CFA

FUND INCEPTION DATE: 2007

FUND NET ASSET VALUE: \$88 Million

FUND CODES: Series A - MAT300
Series F - MAT301
Series O - MAT302
Series N - MATCE

INVESTMENT STRATEGY

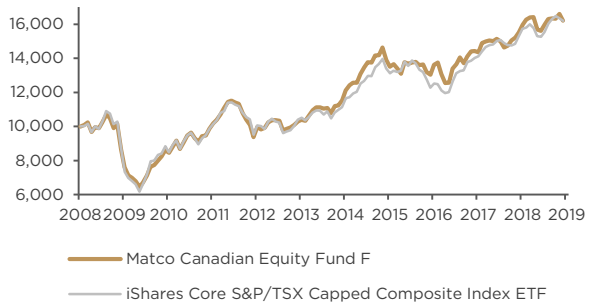
The Fund invests in mid to large-cap companies with superior fundamentals and strong management teams focused on delivering sustainable long-term earnings growth and dividend growth.

PERFORMANCE (%)

	3M	YTD	1Y	3Y	5Y	10Y
Fund	-0.7	-1.1	4.5	7.5	7.0	6.5
Index*	-0.6	1.4	5.9	9.7	7.8	6.3

Annualized Return

GROWTH OF \$10,000 SINCE INCEPTION

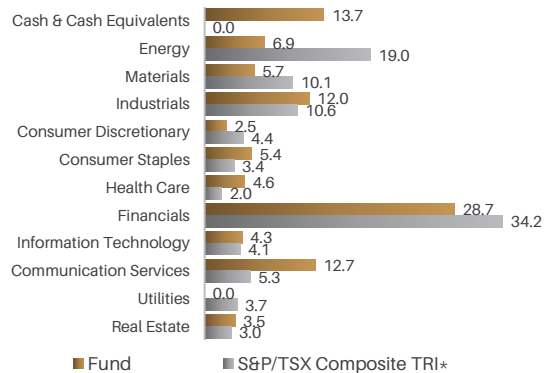
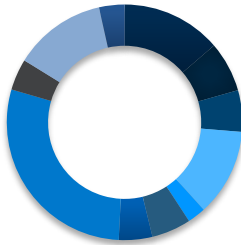


+iShares Core S&P/TSX Capped Composite Index ETF
*As a proxy for the S&P/TSX Composite Total Return Index Compound Total Return

SECTOR ALLOCATION (%)

% of Total Portfolio Assets

Cash & Cash Equivalents	13.7
Energy	6.9
Materials	5.7
Industrials	12.0
Consumer Discretionary	2.5
Consumer Staples	5.4
Health Care	4.6
Financials	28.7
Information Technology	4.3
Communication Services	12.7
Real Estate	3.5
Utilities	0.0



TOP 10 HOLDINGS (%)

Cash & Cash Equivalents	13.7
National Bank of Canada	4.5
Constellation Software Inc.	4.3
Royal Bank of Canada	3.9
Quebecor Inc.	3.7
Enerplus Corp.	3.5
Rogers Communications	3.5
Dream Global REIT	3.5
Canadian Natural Res Ltd.	3.4
Power Corp Of Canada	3.3

INVESTMENT CHARACTERISTICS

	FUND	S&P/TSX Composite TRI*	+/-
Return on Equity (%)	17.3	13.8	3.5
Price to Earnings Ratio	9.8	15.0	5.2
Dividend Yield (%)	3.1	3.0	0.1
5 Year Beta	0.9	1.0	0.1
Quarterly Earnings Momentum (%)	3.4	3.5	-0.1
Quarterly Earnings Surprise (%)	1.0	1.2	-0.2
Quarterly Earnings Variability	6.6	9.1	2.5
Quarterly Estimate Revisions (%)	-0.3	1.5	-1.8
12 Month Price Change (%)	-1.0	3.4	-4.4

*iShares Core S&P/TSX Capped Composite Index ETF
*As a proxy for the S&P/TSX Composite Total Return Index
Source: 2018 Morningstar, CPMS™

Performance returns for the Matco Mutual Funds are calculated by Matco Financial Inc. These returns are calculated and reported in Canadian dollars and are historical simple returns for the 3 month, YTD and 1 year periods and annualized compounded total returns for periods after 1 year. They include changes in unit value and reinvestment of all distributions and do not take into account sales, redemption, distribution or optional charges or income taxes payable by any security holder that would have reduced returns. Matco Fund returns are calculated after management fees and operating expenses have been deducted. In comparison, the index returns do not incur management fees or operating expenses. Index returns are supplied by a third party. We believe the data to be accurate, however, we cannot guarantee its accuracy.

Commissions, trailing commissions, management fees and expenses all may be associated with mutual fund investments. Please read the Fund Facts and Prospectus before investing. Mutual funds are not guaranteed, their values change frequently, and past performance is not indicative of future performance. Matco Funds are not available for purchase in Quebec or Newfoundland & Labrador.