



# MATCO BALANCED FUND

FUND MANAGERS: Trevor Galon, CFA  
William Dickie, CFA

FUND INCEPTION DATE: 2007

FUND NET ASSET VALUE: \$174 Million

FUND CODES: Series A - MAT100  
Series F - MAT101  
Series O - MAT102

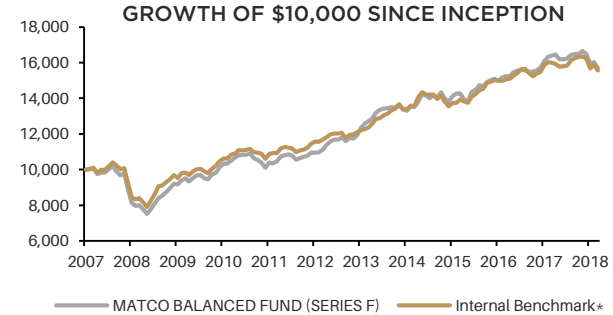
NAVEX SYMBOL MATBL

## INVESTMENT STRATEGY

The Fund's investment mandate is to first protect, then grow capital on a risk-adjusted basis through a portfolio of fixed income and equity securities. The Fund is diversified across asset classes, geographies, sectors and utilizes a risk management framework focused on long-term growth and lower volatility.

## PERFORMANCE (%) Series F

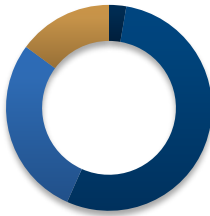
	3M	YTD	1Y	3Y	5Y	10Y
Fund	-4.8	-4.2	-4.2	3.3	4.3	7.0
Internal Benchmark*	-3.9	-2.7	-2.7	3.7	4.3	6.1



\*50% iShares Core Canadian Universe Bond Index ETF, 35% S&P/TSX Capped Composite Index, 15% MSCI World Index Total Return

## ASSET ALLOCATION (%)

Cash & Equivalents	2.7	■
Fixed Income	53.9	■
Canadian Equity	28.4	■
Global Equity	14.9	■



## TOP HOLDINGS (%)

Matco Fixed Income Fund (Series O)	53.9
Matco Canadian Equity Class (Series O)	23.5
Matco Global Equity Class (Series O)	14.9
Matco Small Cap Class (Series O)	4.9
Cash & Cash Equivalents	2.7

iShares Core Canadian Universe Bond Index ETF used as a proxy for the FTSE TMX Canada Universe Bond Index.

Performance returns for the Matco Mutual Funds are calculated by Matco Financial Inc. These returns are calculated and reported in Canadian dollars and are historical simple returns for the 3 month, YTD and 1 year periods and annualized compounded total returns for periods after 1 year. They include changes in unit value and reinvestment of all distributions and do not take into account sales, redemption, distribution or optional charges or income taxes payable by any security holder that would have reduced returns. Matco Fund returns are calculated after management fees and operating expenses have been deducted. In comparison, the index returns do not incur management fees or operating expenses. Index returns are supplied by a third party. We believe the data to be accurate, however, we cannot guarantee its accuracy.

Commissions, trailing commissions, management fees and expenses all may be associated with mutual fund investments. Please read the Fund Facts and Prospectus before investing. Mutual funds are not guaranteed, their values change frequently, and past performance is not indicative of future performance. Matco Funds are not available for purchase in Quebec or Newfoundland & Labrador.

## RISK-RETURN METRICS (5 YEAR)

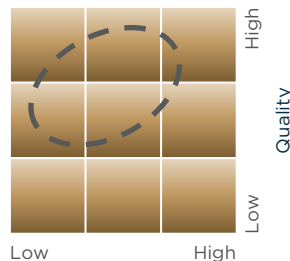
5-year Trailing	Standard Deviation	Return	Sharpe Ratio	Sortino Ratio
Fund	4.7	4.3	0.8	1.3
Morningstar CAN Neutral Balanced Category Average	6.7	5.4	0.6	0.9

Source: 2019 Morningstar

## INVESTMENT CHARACTERISTICS

### FIXED INCOME:

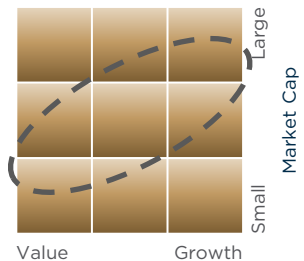
- Laddered Investment Grade



Interest Rate Sensitivity

### EQUITY:

- Growth at the Right Price



Investment Style

Source: 2019 Morningstar, Matco Financial Inc.