



MATCO CANADIAN EQUITY CLASS

FUND MANAGERS: Baron Lee, CFA
William Dickie, CFA
Anil Tahiliani, MBA, CFA

FUND INCEPTION DATE: 2007

FUND NET ASSET VALUE: \$76 Million

FUND CODES: Series A - MAT300
Series F - MAT301
Series O - MAT302

NAVEX SYMBOL MATCE

INVESTMENT STRATEGY

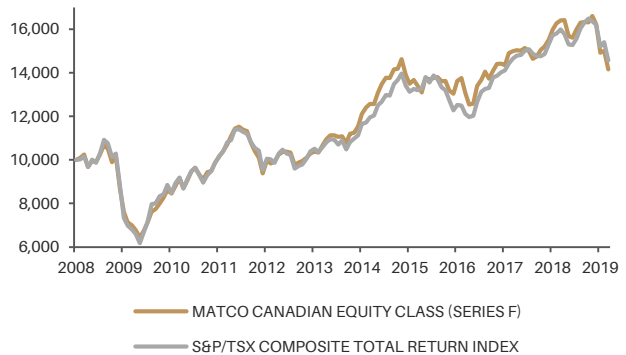
The Fund invests in mid to large-cap companies with superior fundamentals and strong management teams focused on delivering sustainable long-term earnings growth and dividend growth.

PERFORMANCE (%) Series F

	3M	YTD	1Y	3Y	5Y	10Y
Fund	-12.7	-13.7	-13.7	2.7	2.4	7.3
Index*	-10.1	-8.9	-8.9	6.4	4.1	7.9

*S&P/TSX Composite Total Return Index

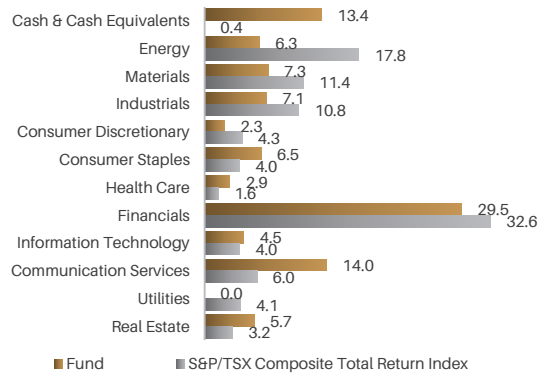
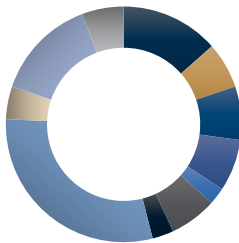
GROWTH OF \$10,000 SINCE INCEPTION



Source: 2019 Morningstar, CPMS™

SECTOR ALLOCATION (%)

Cash & Cash Equivalents	13.4
Energy	6.3
Materials	7.3
Industrials	7.1
Consumer Discretionary	2.3
Consumer Staples	6.5
Health Care	2.9
Financials	29.5
Information Technology	4.5
Communication Services	14.0
Utilities	0.0
Real Estate	5.7



Source: Bloomberg, Matco Financial Inc.

TOP 10 HOLDINGS (%)

Cash & Cash Equivalents	5.4
Quebecor Inc.	4.8
National Bank of Canada	4.7
Constellation Software Inc.	4.5
Rogers Communications Inc.	4.4
Royal Bank of Canada	4.1
Canadian Treasury Bill 07MAR19	4.0
Canadian Treasury Bill 27JUN19	4.0
Metro Inc.	3.4
Dream Global REIT	3.4

INVESTMENT CHARACTERISTICS

	FUND	S&P/TSX Composite TRI*	+/-
Return on Equity (%)	18.3	14.0	4.3
Price to Earnings Ratio	8.3	12.7	4.4
Dividend Yield (%)	3.5	3.4	0.1
5 Year Beta	0.8	1.0	0.2
Quarterly Earnings Momentum (%)	3.6	4.1	-0.5
Quarterly Earnings Surprise (%)	0.6	1.0	-0.4
Quarterly Earnings Variability	6.7	9.0	2.3
Quarterly Estimate Revisions (%)	-2.9	-1.4	-1.5
12 Month Price Change (%)	-13.2	-11.6	-1.6

*S&P/TSX Composite Total Return Index
Source: 2019 Morningstar, CPMS™

Performance returns for the Matco Mutual Funds are calculated by Matco Financial Inc. These returns are calculated and reported in Canadian dollars and are historical simple returns for the 3 month, YTD and 1 year periods and annualized compounded total returns for periods after 1 year. They include changes in unit value and reinvestment of all distributions and do not take into account sales, redemption, distribution or optional charges or income taxes payable by any security holder that would have reduced returns. Matco Fund returns are calculated after management fees and operating expenses have been deducted. In comparison, the index returns do not incur management fees or operating expenses. Index returns are supplied by a third party. We believe the data to be accurate, however, we cannot guarantee its accuracy. Sector allocation based on percentage of NAV.

Commissions, trailing commissions, management fees and expenses all may be associated with mutual fund investments. Please read the Fund Facts and Prospectus before investing. Mutual funds are not guaranteed, their values change frequently, and past performance is not indicative of future performance. Matco Funds are not available for purchase in Quebec or Newfoundland & Labrador.